


Prepared for:

101221-Sarco Breeze- HTD060121-04
Arcanum

Batch ID or Lot Number: SB1021	Test: Potency	Reported: 10/15/21	Location: 492 S Suite B Colorado Blvd Glendale, CO 80246
Matrix: Concentrate	Test ID: T000169474	Started: 10/14/21	USDA License: N/A
Status: N/A	Method: TM14 (HPLC-DAD): Potency - Full Spectrum Analysis, 0.3% THC (Colorado Panel)	Received: 10/13/2021 @ 10:58 AM	Sampler ID: N/A

CANNABINOID PROFILE

Compound	LOD (%)	LOQ (%)	Result (%)	Result (mg/g)	Notes
Delta 9-Tetrahydrocannabinolic acid (THCA-A)	0.017	0.049	ND	ND	N/A
Delta 9-Tetrahydrocannabinol (Delta 9THC)	0.019	0.055	ND	ND	
Cannabidiolic acid (CBDA)	0.019	0.059	ND	ND	
Cannabidiol (CBD)	0.019	0.058	0.057*	0.57*	
Delta 8-Tetrahydrocannabinol (Delta 8THC)	0.021	0.061	ND	ND	
Cannabinolic Acid (CBNA)	0.012	0.035	ND	ND	
Cannabinol (CBN)	0.005	0.016	ND	ND	
Cannabigerolic acid (CBGA)	0.017	0.051	ND	ND	
Cannabigerol (CBG)	0.004	0.012	ND	ND	
Tetrahydrocannabivarinic Acid (THCVA)	0.015	0.043	ND	ND	
Tetrahydrocannabivarin (THCV)	0.004	0.011	ND	ND	
Cannabidivarinic Acid (CBDVA)	0.008	0.025	ND	ND	
Cannabidivarin (CBDV)	0.004	0.014	ND	ND	
Cannabichromenic Acid (CBCA)	0.007	0.020	ND	ND	
Cannabichromene (CBC)	0.007	0.022	ND	ND	
Total Cannabinoids			0.057	0.57	
Total Potential THC**			ND	ND	
Total Potential CBD**			0.057	0.57	


 Ryan Weems
 15-Oct-2021
 04:02 PM

PREPARED BY / DATE


 Karen Winternheimer
 15-Oct-21
 4:04 PM

APPROVED BY / DATE

Definitions

% = % (w/w) = Percent (Weight of Analyte / Weight of Product)

* Indicates a value below the Limit of Quantitation (LOQ) and above the Limit of Detection (LOD).

** Total Potential THC/CBD is calculated using the following formulas to take into account the loss of a carboxyl group during decarboxylation step.

$$\text{Total THC} = \text{THC} + (\text{THCa} * (0.877)) \text{ and}$$

$$\text{Total CBD} = \text{CBD} + (\text{CBDA} * (0.877))$$

Total Cannabinoids result reflects the absolute sum of all cannabinoids detected.

ND = None Detected (Defined by Dynamic Range of the method)

Testing results are based solely upon the sample submitted to Botanacor Laboratories, LLC, in the condition it was received. Botanacor Laboratories, LLC warrants that all analytical work is conducted professionally in accordance with all applicable standard laboratory practices using validated methods. Data was generated using an unbroken chain of comparison to NIST traceable Reference Standards and Certified Reference Materials. This report may not be reproduced, except in full, without the written approval of Botanacor Laboratories, LLC.



CDPHE Certified



Certificate #4329.02


Prepared for:

101221-Sarco Breeze- HTD060121-04
Arcanum


Batch ID or Lot Number: SB1021	Test: Microbial Contaminants	Reported: 10/16/21	Location: 492 S Suite B Colorado Blvd Glendale, CO 80246
Matrix: Finished Product	Test ID: T000169475	Started: 10/13/21	USDA License: N/A
Status: N/A	Methods: TM25 (qPCR) TM24, TM26, TM27(Culture Plating): Microbial (Colorado Panel)	Received: 10/13/2021 @ 10:58 AM	Sampler ID: N/A

MICROBIAL CONTAMINANTS DETERMINATION

Contaminant	Method	LOD	LLOQ	ULOQ	Result	Notes
Total Aerobic Count*	TM-26, Culture Plating	10 ² CFU/g	10 ³ CFU/g	1.5x10 ⁵ CFU/g	None Detected	Free from visual mold, mildew, and foreign matter
Total Coliforms*	TM-27, Culture Plating	10 ¹ CFU/g	10 ² CFU/g	1.5x10 ⁴ CFU/g	None Detected	
Total Yeast and Mold*	TM-24, Culture Plating	10 ¹ CFU/g	10 ² CFU/g	1.5x10 ⁴ CFU/g	None Detected	
E. coli (STEC)	TM-25, PCR	1 CFU/25 g	NA	NA	Absent	
Salmonella	TM-25, PCR	1 CFU/25 g	NA	NA	Absent	


 Robert Belfon
 10/16/2021
 5:05:00 PM

PREPARED BY / DATE


 Courtney Richards
 10/16/2021
 7:42:00 PM

APPROVED BY / DATE

Definitions

LOD = Limit of Detection | LLOQ = Lower Limit of Quantitation | ULOQ = Upper Limit of Quantitation

 CFU/g = Colony Forming Units per Gram | STEC = Shiga Toxin-Producing *E. coli*

* Values recorded in scientific notation, a common microbial practice of expressing numbers that are too large to be conveniently written in decimal form.

 Examples:
 10² = 100 CFU
 10³ = 1,000 CFU
 10⁴ = 10,000 CFU
 10⁵ = 100,000 CFU

Testing results are based solely upon the sample submitted to Botanacor Laboratories, LLC, in the condition it was received. Botanacor Laboratories, LLC warrants that all analytical work is conducted professionally in accordance with all applicable standard laboratory practices using validated methods. Data was generated using an unbroken chain of comparison to NIST traceable Reference Standards and Certified Reference Materials. This report may not be reproduced, except in full, without the written approval of Botanacor Laboratories, LLC.



CDPHE Certified



Certificate #4329.02